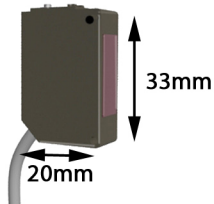

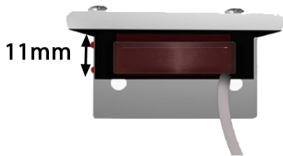


TC - 4 Sensor (ML-20)

Installation Options



Sensor can be installed flat to the wall.



Sensor can be installed looking to the front.



Sensor can be installed looking to the side.



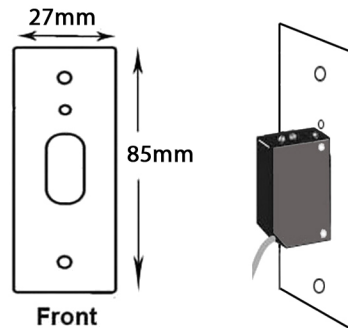
Code: R2
Standard Reflector
50mm x 50mm
4 metres operating range

TotalCount
+61 3 9743 5189

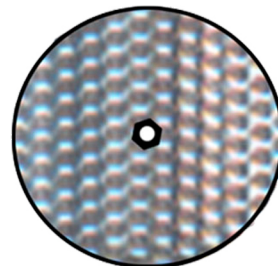
Other options not included with standard product.



Right angled bracket
Sensor 50mm off wall to view past Auto Doors.



Flush mount (Sensor inside hollow wall)
Bracket standard in white or black.



Code: R1
Round Reflector
80mm diameter
6 metres operating range